

Catálogo de rodillos Hamada®

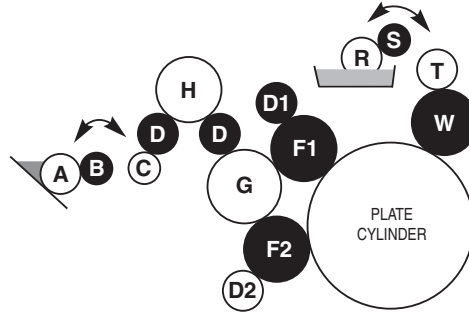
Instrucciones

1. Identifique la figura del modelo de su equipo.
2. Identifique la letra con la que se designa en la figura al rodillo que busca.
3. Utilice la letra de la figura para identificar el número de parte (Syn-Tac Cat. No.).
4. Ingrese a www.equiposgraficos.com y complete el formulario de [cotización](#) incluyendo el número de parte y descripción.
5. Solicite asistencia a crityg@egomexico.com o al +52(55) 5396 6580

Gracias por su compra



HAMADA MODELS 500, 500-CD, & 500-CDA

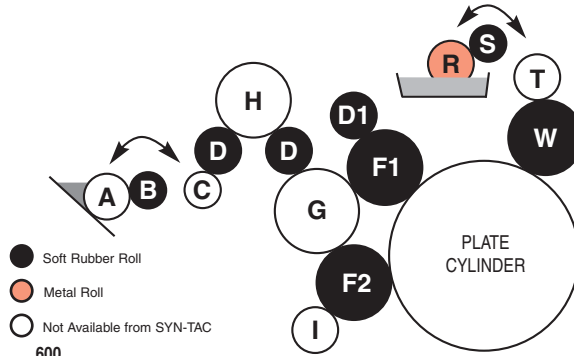


● Soft Rubber Roll ○ Not Available from SYN-TAC

Syn-Tac Cat. No.	Key	Description	Mfg. Part No.	Roll Dia.	Roll Face Lgth.	Overall Shaft Lgth.
MODEL 500 & 500-CD						
INK SYSTEM ROLLERS						
10010	F1	INK FORM (small)	I03-47-1A-5	2 ¹ / ₁₆	10 ⁷ / ₁₆	11 ³ / ₄
10011	F2	INK FORM (large)	I03-47-1B-5	2 ³ / ₈	10 ⁷ / ₁₆	11 ³ / ₄
10020*	D	INK DISTRIBUTOR (large)	I03-44-1A-5	1 ¹ / ₈	10 ¹³ / ₁₆	14 ⁵ / ₈
10021*	D1	INK DISTRIBUTOR (small)	I03-44-1B-5	7/ ₈	10 ¹³ / ₁₆	14 ⁵ / ₈
10030*	B	INK DUCTOR	I03-43-5	1 ¹ / ₃₂	10 ⁹ / ₁₆	12 ¹ / ₈
MOLLETON WATER SYSTEM ROLLERS						
10040	W	WATER FORM	R03-01-1B-5	1 ¹⁵ / ₁₆	11	11 ¹⁷ / ₃₂
10041	W	3M WATER FORM (3M sleeve #21014 <u>not</u> included)	R03-01-1C-5	2 ¹ / ₈	11	11 ¹⁷ / ₃₂
10050*	S	WATER DUCTOR	R03-14-5	1 ³ / ₃₂	11	12 ⁷ / ₃₂
MODEL 50 COLOR HEAD						
INK SYSTEM ROLLERS						
10010	—	INK FORM (small)	I03-47-1A-5	2 ¹ / ₁₆	10 ⁷ / ₁₆	11 ³ / ₄
10012	—	INK FORM (large)	G06-01-1A-5	2 ³ / ₈	10 ⁷ / ₁₆	11 ³ / ₄
10022*	—	INK DISTRIBUTOR (large)	G07-56-1A-5	1 ¹ / ₈	10 ¹³ / ₁₆	13 ³ / ₈
10030*	—	INK DUCTOR	I03-43-5	1 ¹ / ₃₂	10 ⁹ / ₁₆	12 ¹ / ₈
MOLLETON WATER SYSTEM ROLLERS						
10040	—	WATER FORM	R03-01-1B-5	1 ¹⁵ / ₁₆	11	11 ¹⁷ / ₃₂
10041	—	3M WATER FORM (3M sleeve #21014 <u>not</u> included)	R03-01-1C-5	2 ¹ / ₈	11	11 ¹⁷ / ₃₂
10050*	—	WATER DUCTOR	R03-14-5	1 ³ / ₃₂	11	12 ⁷ / ₃₂
MODEL 500-CDA						
INK SYSTEM ROLLERS						
10510	F1	INK FORM (small)	I03-47-1C-6	2 ¹ / ₃₂	10 ⁷ / ₁₆	12 ¹⁵ / ₁₆
10511	F2	INK FORM (large)	I03-47-1D-6	2 ³ / ₈	10 ⁷ / ₁₆	12 ¹⁵ / ₁₆
10620*	D	INK DISTRIBUTOR (large)	I03-44-02-6	1 ¹ / ₈	11 ⁹ / ₁₆	15 ³ / ₄
10621*	D1	INK DISTRIBUTOR (small)	I03-44-01-6	7/ ₈	11 ⁹ / ₁₆	15 ³ / ₄
10630*	B	INK DUCTOR	I03-43-6	1 ¹ / ₃₂	11 ¹⁹ / ₃₂	13 ⁵ / ₁₆
MOLLETON WATER SYSTEM ROLLERS						
10640	W	WATER FORM	R13-01-1B-6	1 ¹⁵ / ₁₆	12 ⁵ / ₁₆	12 ²³ / ₃₂
10641	W	3M WATER FORM (3M sleeve #21014 <u>not</u> included)	R13-01-1C-6	2 ¹ / ₈	12 ⁵ / ₁₆	12 ²³ / ₃₂
10650*	S	WATER DUCTOR	R13-14-6	1 ³ / ₃₂	12 ⁷ / ₃₂	13 ¹³ / ₁₆
MODEL 50-A COLOR HEAD						
INK SYSTEM ROLLERS						
10510	—	INK FORM (small)	I03-47-1C-6	2 ¹ / ₃₂	10 ⁷ / ₁₆	12 ¹⁵ / ₁₆
10512	—	INK FORM (large) gear driven	G06-01-1B-6	2 ³ / ₈	10 ¹³ / ₃₂	12 ²³ / ₃₂
10622*	—	INK DISTRIBUTOR	G07-60-1A-6	1 ¹ / ₈	11 ⁵ / ₈	14 ¹ / ₄
10630*	—	INK DUCTOR	I03-43-6	1 ¹ / ₃₂	11 ¹⁹ / ₃₂	13 ⁵ / ₁₆
MOLLETON WATER SYSTEM ROLLERS						
10640	—	WATER FORM	R13-01-1B-6	1 ¹⁵ / ₁₆	12 ⁵ / ₁₆	12 ²³ / ₃₂
10641	—	3M WATER FORM (3M sleeve #21014 <u>not</u> included)	R13-01-1C-6	2 ¹ / ₈	12 ⁵ / ₁₆	12 ²³ / ₃₂
10650*	—	WATER DUCTOR	R13-14-6	1 ³ / ₃₂	12 ⁷ / ₃₂	13 ¹³ / ₁₆
BOTTLES FOR ALL MODEL 500 SERIES						
10649	—	for HAMADA	—	—	—	—
10649-2	—	for HAMADA (two-quart size)	—	—	—	—

*Bushings are NOT included.

HAMADA MODELS 600, 600-CD & 600-DW



- Soft Rubber Roll
- Metal Roll
- Not Available from SYN-TAC

Syn-Tac Cat. No.	CD DW	Color Head	Description	Mfg. Part No.	Roll Dia.	Roll Face Lgth.	Overall Shaft Lgth.
---------------------	----------	---------------	-------------	------------------	--------------	-----------------------	---------------------------

INK SYSTEM ROLLERS

106-K	•	—	KIT (five soft rubber ink rolls)	—	—	—	—
•10610	F1	F1	INK FORM (small)	I03-47-1A-6	2 ¹ / ₃₂	11 ¹⁹ / ₃₂	12 ¹⁵ / ₁₆
•10611	F2	—	INK FORM (large)	I03-47-1B-6	2 ³ / ₈	11 ¹⁹ / ₃₂	12 ¹⁵ / ₁₆
10612	—	F3	INK FORM (large, gear driven)	G06-01-1A-6	2 ³ / ₈	11 ¹⁹ / ₃₂	12 ²³ / ₃₂
10613	—	F1	INK FORM (gear driven)	G06-01-2A-6	2 ¹ / ₁₆	11 ¹⁹ / ₃₂	12 ²³ / ₃₂
•10620*	D	—	INK DISTRIBUTOR (large)	I03-44-02-6	1 ¹ / ₈	11 ⁹ / ₁₆	15 ³ / ₄
10621*	D1	—	INK DISTRIBUTOR (small)	I03-44-01-6	7 ⁷ / ₈	11 ⁹ / ₁₆	15 ³ / ₄
10622*	—	D1	INK DISTRIBUTOR (60 color head only)	G07-60-1A-6	1 ¹ / ₈	11 ⁵ / ₈	14 ¹ / ₄
10623*	—	D2	INK DISTRIBUTOR (65 color head only)	4107-03001	1 ¹ / ₈	11 ¹⁵ / ₃₂	13 ²⁹ / ₃₂
•10630*	B	B	INK DUCTOR	I03-43-6	1 ¹ / ₃₂	11 ¹⁹ / ₃₂	13 ⁵ / ₁₆
10631*	B	—	INK DUCTOR (600DW only)	4110-19426	1 ¹ / ₃₂	11 ¹¹ / ₁₆	13 ⁵ / ₁₆

MOLLETON WATER SYSTEM ROLLERS

10640	W	W	WATER FORM	R13-01-1B-6	1 ¹⁵ / ₁₆	12 ⁵ / ₁₆	12 ²³ / ₃₂
10641	W	W	3M WATER FORM (3M sleeve #21014 <u>not</u> included)	R13-01-1C-6	2 ¹ / ₈	12 ⁵ / ₁₆	12 ²³ / ₃₂
10650*	S	S	WATER DUCTOR	R13-14-6	1 ³ / ₃₂	12 ⁷ / ₃₂	13 ¹³ / ₁₆

Syn-Tac Cat. No.	CD Only	Color Head	Description	Mfg. Part No.	Roll Dia.	Roll Face Lgth.	Overall Shaft Lgth.
---------------------	------------	---------------	-------------	------------------	--------------	-----------------------	---------------------------

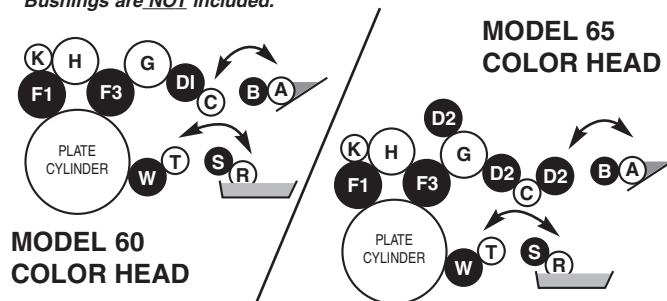
BAREBACK WATER SYSTEM ROLLERS

10642	W	W	WATER FORM	—	2 ¹ / ₈	12 ¹¹ / ₃₂	12 ²³ / ₃₂
10652*	S	S	WATER DUCTOR	—	1 ⁹ / ₃₂	12 ⁷ / ₃₂	13 ¹³ / ₁₆
106855-R	T	—	WATER OSCILLATOR (hard rubber)	—	1 ⁵ / ₈	12 ¹⁵ / ₁₆	14 ⁵ / ₈
106856-R	—	T	WATER OSCILLATOR (hard rubber)	—	1 ⁵ / ₈	12 ¹⁵ / ₁₆	15
10655-S	R	—	WATER FOUNTAIN (smooth)	R13-18-0A-6	1 ³ / ₈	12 ¹³ / ₃₂	13 ⁷ / ₁₆

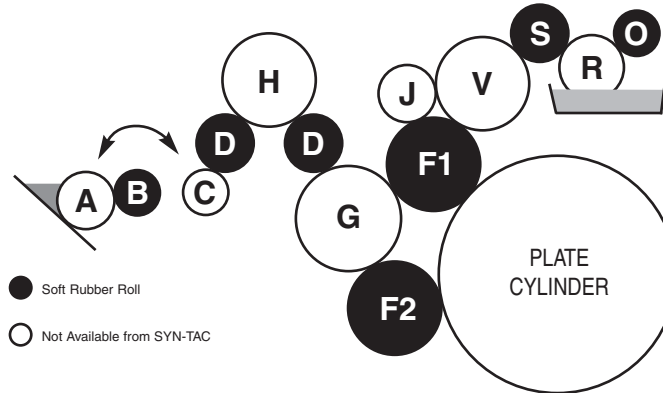
PULLOUT ROLL & BOTTLES

10669	—	—	FEEDER PULLOUT ROLL	HO4-35-1B-3	—	—	—
10649	—	—	for HAMADA (one-quart size)	—	—	—	—
10649-2	—	—	for HAMADA (two-quart size)	—	—	—	—
10660	—	—	SEGMENTED FEED ROLL	MO4-51-1A-6	1 ¹ / ₈	9 ⁵ / ₁₆	14 ¹ / ₄
10660-G	—	—	GEAR (for 10660)	—	—	—	—

- The ink train soft rubber roller kit includes these rolls.
- See page 15 for Crestline water unit rolls
- * Bushings are NOT included.

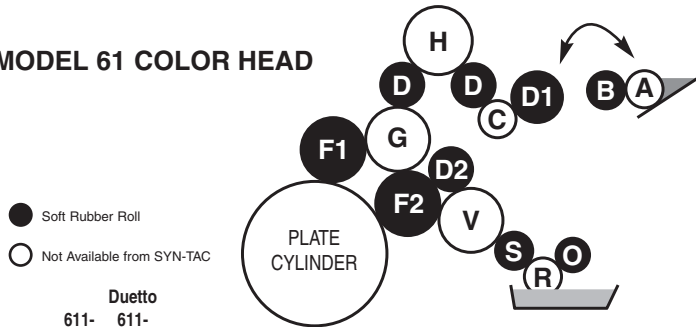


**HAMADA MODELS 611-CD, 611-XL, 611ECD,
DUETTO & DUETTO II INTEGRATED SYSTEM**



		Duetto		Description	Mfg. Part No.	Roll Dia.	Roll Face Lgth.	Overall Shaft Lgth.
Syn-Tac Cat. No.	611-CD, XL	611-ECD						
INK SYSTEM ROLLERS								
10212	F1	—	—	INK FORM (small)	PC03-62-A	2 ¹ / ₁₆	11 ¹¹ / ₁₆	15 ¹ / ₄
10213	F2	—	—	INK FORM (large)	PC03-63-A	2 ³ / ₈	11 ¹¹ / ₁₆	15 ¹ / ₄
10221*	D	—	—	INK DISTRIBUTOR (small)	CP03-02	1 ³ / ₃₂	11 ²⁹ / ₃₂	15 ²⁷ / ₃₂
10230*	B	—	—	INK DUCTOR	PC03-03	1 ¹ / ₃₂	11 ⁷ / ₈	13 ⁵ / ₈
10212-L	—	F1	—	INK FORM (small)	5103-03002A	2 ¹ / ₁₆	12 ¹ / ₈	15 ¹ / ₄
10213-L	—	F2	—	INK FORM (large)	5103-03001A	2 ³ / ₈	12 ¹ / ₈	15 ¹ / ₄
10221-L*	—	D	—	INK DISTRIBUTOR (small)	5103-03004	1 ³ / ₃₂	11 ³¹ / ₃₂	15 ²⁷ / ₃₂
10230-L*	—	B	—	INK DUCTOR	5103-03006	1 ¹ / ₃₂	11 ³¹ / ₃₂	13 ⁵ / ₈
WATER SYSTEM ROLLERS								
10251*	S	S	—	WATER METERING	CP18-69	1 ⁵ / ₈	12 ¹¹ / ₁₆	15 ⁹ / ₃₂
10253*	O	O	—	WATER SQUEEGEE	CP18-23-A	1 ³ / ₁₆	13 ⁵ / ₃₂	15 ²⁹ / ₃₂

MODEL 61 COLOR HEAD

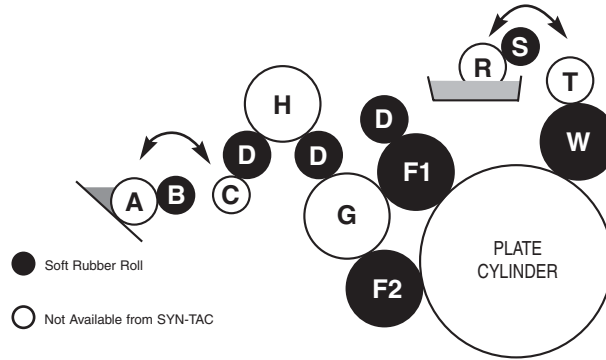


		Duetto		Description	Mfg. Part No.	Roll Dia.	Roll Face Lgth.	Overall Shaft Lgth.
Syn-Tac Cat. No.	611-CD, XL	611-Color Head	Color Head					
INK SYSTEM ROLLERS								
10212	F1	—	—	INK FORM (small)	PC03-62-A	2 ¹ / ₁₆	11 ¹¹ / ₁₆	15 ¹ / ₄
10213	F2	—	—	INK FORM (large)	PC03-63-A	2 ³ / ₈	11 ¹¹ / ₁₆	15 ¹ / ₄
10220*	D1	—	—	INK DISTRIBUTOR (large)	4807-03032	1 ³ / ₁₆	11 ²⁹ / ₃₂	15 ²⁷ / ₃₂
10221*	D	—	—	INK DISTRIBUTOR (small)	CP03-02	1 ³ / ₃₂	11 ²⁹ / ₃₂	15 ²⁷ / ₃₂
10230*	B	—	—	INK DUCTOR	PC03-03	1 ¹ / ₃₂	11 ⁷ / ₈	13 ⁵ / ₈
10212-L	—	F1	—	INK FORM (small)	5103-03002A	2 ¹ / ₁₆	12 ¹ / ₈	15 ¹ / ₄
10213-L	—	F2	—	INK FORM (large)	5103-03001A	2 ³ / ₈	12 ¹ / ₈	15 ¹ / ₄
10220-L*	—	D1	—	INK DISTRIBUTOR (large)	4807-03053	1 ³ / ₁₆	11 ³¹ / ₃₂	15 ²⁷ / ₃₂
10221-L*	—	D	—	INK DISTRIBUTOR (small)	5103-03004	1 ³ / ₃₂	11 ³¹ / ₃₂	15 ²⁷ / ₃₂
10222-L**	—	D2	—	INK DISTRIBUTOR (geared)	5103-18059	1 ⁹ / ₁₆	12 ¹ / ₈	14 ¹⁵ / ₁₆
10230-L*	—	B	—	INK DUCTOR	5103-03006	1 ¹ / ₃₂	11 ³¹ / ₃₂	13 ⁵ / ₈
WATER SYSTEM ROLLERS								
10251*	S	S	—	WATER METERING	CP18-69	1 ⁵ / ₈	12 ¹¹ / ₁₆	15 ⁹ / ₃₂
10253*	O	O	—	WATER SQUEEGEE	CP18-23-A	1 ³ / ₁₆	13 ⁵ / ₃₂	15 ²⁹ / ₃₂
BOTTLES								
10649	—	—	—	for Hamada	—	—	—	—
10649-2	—	—	—	for Hamada (two-quart size)	—	—	—	—

* Bushings are NOT included.

** Bushings and gear are NOT included.

**HAMADA MODELS 612-CD, 612-XL, 612ECD,
DUETTO & DUETTO II MOLLETON SYSTEMS**



Syn-Tac Cat. No.	612-CD, XL	612-ECD	Description	Mfg. Part No.	Roll Dia.	Roll Face Lgth.	Overall Shaft Lgth.
------------------	------------	---------	-------------	---------------	-----------	-----------------	---------------------

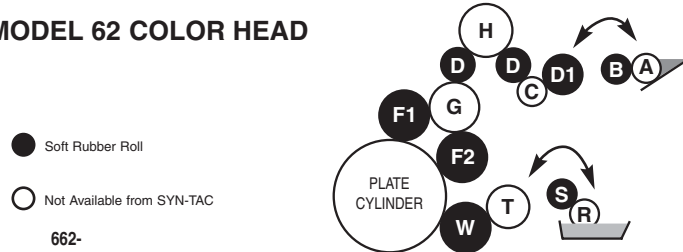
INK SYSTEM ROLLERS

10210	F1	—	INK FORM (small)	PC03-70A	2 ¹ / ₁₆	11 ¹¹ / ₁₆	15 ¹ / ₄
10211	F2	—	INK FORM (large)	PC03-71A	2 ³ / ₈	11 ¹¹ / ₁₆	15 ¹ / ₄
10221*	D	—	INK DISTRIBUTOR (small)	CP03-02	1 ³ / ₃₂	11 ²⁹ / ₃₂	15 ²⁷ / ₃₂
10230*	B	—	INK DUCTOR	PC03-03	1 ¹ / ₃₂	11 ⁷ / ₈	13 ⁵ / ₈
10210-L	—	F1	INK FORM (small)	5103-11077A	2 ¹ / ₁₆	12 ¹ / ₈	15 ¹ / ₄
10211-L	—	F2	INK FORM (large)	5103-11078A	2 ³ / ₈	12 ¹ / ₈	15 ¹ / ₄
10221-L*	—	D	INK DISTRIBUTOR (small)	5103-03004	1 ³ / ₃₂	11 ³¹ / ₃₂	15 ²⁷ / ₃₂
10230-L*	—	B	INK DUCTOR	5103-03006	1 ¹ / ₃₂	11 ³¹ / ₃₂	13 ⁵ / ₈

MOLLETON WATER SYSTEM ROLLERS

10240	W	—	WATER FORM	PC11-26-A	1 ³¹ / ₃₂	13	14 ¹ / ₃₂
10241	W	—	3M WATER FORM (3M sleeve #21014 <u>not</u> included)	—	2 ¹ / ₈	13 ³ / ₁₆	14 ¹ / ₃₂
10240-L	—	W	WATER FORM	5103-11090A	1 ³¹ / ₃₂	12 ¹⁵ / ₁₆	13 ³ / ₄
10250*	S	S	WATER DUCTOR	PC11-25	1 ⁵ / ₃₂	12 ⁷ / ₈	14 ¹ / ₂

MODEL 62 COLOR HEAD



Syn-Tac Cat. No.	662-CD, XL	662-ECD	Description	Mfg. Part No.	Roll Dia.	Roll Face Lgth.	Overall Shaft Lgth.
------------------	------------	---------	-------------	---------------	-----------	-----------------	---------------------

INK SYSTEM ROLLERS

10210	F1	—	INK FORM (small)	PC03-70A	2 ¹ / ₁₆	11 ¹¹ / ₁₆	15 ¹ / ₄
10211	F2	—	INK FORM (large)	PC03-71A	2 ³ / ₈	11 ¹¹ / ₁₆	15 ¹ / ₄
10220*	D1	—	INK DISTRIBUTOR (large)	4807-03032	1 ³ / ₁₆	11 ²⁹ / ₃₂	15 ²⁷ / ₃₂
10221*	D	—	INK DISTRIBUTOR (small)	CP03-02	1 ³ / ₃₂	11 ²⁹ / ₃₂	15 ²⁷ / ₃₂
10230*	B	—	INK DUCTOR	PC03-03	1 ¹ / ₃₂	11 ⁷ / ₈	13 ⁵ / ₈
10210-L	—	F1	INK FORM (small)	5103-11077A	2 ¹ / ₁₆	12 ¹ / ₈	15 ¹ / ₄
10211-L	—	F2	INK FORM (large)	5103-11078A	2 ³ / ₈	12 ¹ / ₈	15 ¹ / ₄
10220-L*	—	D1	INK DISTRIBUTOR (large)	4807-03053	1 ³ / ₁₆	11 ³¹ / ₃₂	15 ²⁷ / ₃₂
10221-L*	—	D	INK DISTRIBUTOR (small)	5103-03004	1 ³ / ₃₂	11 ³¹ / ₃₂	15 ²⁷ / ₃₂
10230-L*	—	B	INK DUCTOR	5103-03006	1 ¹ / ₃₂	11 ³¹ / ₃₂	13 ⁵ / ₈

MOLLETON WATER SYSTEM ROLLERS

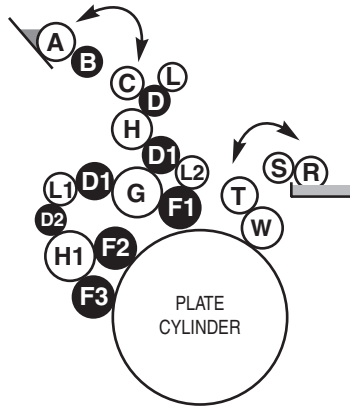
10240	W	—	WATER FORM	PC11-26-A	1 ³¹ / ₃₂	13	14 ¹ / ₃₂
10241	W	—	3M WATER FORM (3M sleeve #21014 <u>not</u> included)	—	2 ¹ / ₈	13 ³ / ₁₆	14 ¹ / ₃₂
10240-L	—	W	WATER FORM	5103-11090A	1 ³¹ / ₃₂	12 ¹⁵ / ₁₆	13 ³ / ₄
10250*	S	S	WATER DUCTOR	PC11-25	1 ⁵ / ₃₂	12 ⁷ / ₈	14 ¹ / ₂

BOTTLES

10649	—	—	for HAMADA	—	—	—	—
10649-2	—	—	for HAMADA (two-quart size)	—	—	—	—

* Bushings are NOT included.

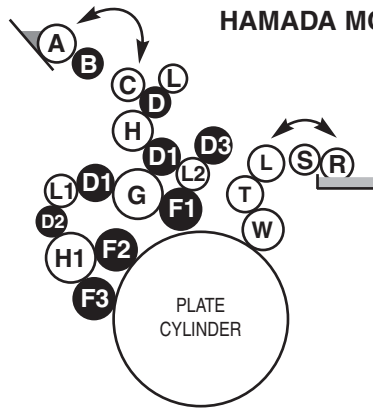
HAMADA MODEL H234-E



● Soft Rubber Roll ○ Not Available from SYN-TAC

Syn-Tac Cat. No.	Key	Description	Mfg. Part No.	Roll Dia.	Roll Face Lgth.	Overall Shaft Lgth.
MODEL H234-E						
INK SYSTEM ROLLERS						
234H-K	•	KIT (eight soft rubber ink rolls)	—	—	—	—
•234HA10	F1	INK FORM (small)	7403-03007A	2	12 ¹¹ / ₁₆	14 ⁹ / ₃₂
•234HA11	F2	INK FORM (medium)	7403-03008A	2 ⁵ / ₃₂	12 ¹¹ / ₁₆	14 ⁹ / ₃₂
•234HA12	F3	INK FORM (large)	7403-03009A	2 ⁷ / ₃₂	12 ¹¹ / ₁₆	14 ⁹ / ₃₂
•234HA20	D	INK DISTRIBUTOR (small)	7403-04008A	1 ²³ / ₃₂	12 ¹¹ / ₁₆	14 ³ / ₄
•234HA21	D1	INK DISTRIBUTOR (large)	7403-04006A	2 ¹ / ₁₆	12 ¹¹ / ₁₆	14 ³ / ₄
•234HA22	D2	INK DISTRIBUTOR (medium)	7403-04007A	1 ²⁹ / ₃₂	12 ¹¹ / ₁₆	14 ³ / ₄
•234HA30	B	INK DUCTOR	7403-06001A	1 ⁹ / ₃₂	12 ¹¹ / ₁₆	15 ¹⁷ / ₃₂
234HA18*	—	BLANKET WASH ROLLER	6803-09035	1 ¹⁹ / ₃₂	13 ³ / ₈	15 ¹¹ / ₁₆

HAMADA MODEL H234-C



● Soft Rubber Roll ○ Not Available from SYN-TAC

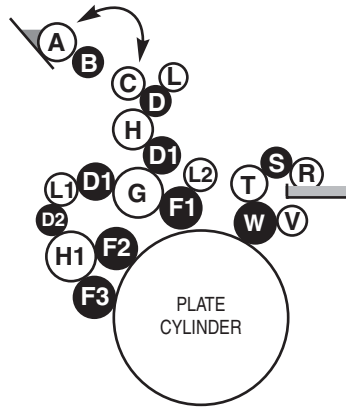
MODEL H234-C						
INK SYSTEM ROLLERS						
234HA10	F1	INK FORM (small)	7403-03007A	2	12 ¹¹ / ₁₆	14 ⁹ / ₃₂
234HA11	F2	INK FORM (medium)	7403-03008A	2 ⁵ / ₃₂	12 ¹¹ / ₁₆	14 ⁹ / ₃₂
234HA12	F3	INK FORM (large)	7403-03009A	2 ⁷ / ₃₂	12 ¹¹ / ₁₆	14 ⁹ / ₃₂
234HA20	D	INK DISTRIBUTOR (small)	7403-04008A	1 ²³ / ₃₂	12 ¹¹ / ₁₆	14 ³ / ₄
234HA21	D1	INK DISTRIBUTOR (large)	7403-04006A	2 ¹ / ₁₆	12 ¹¹ / ₁₆	14 ³ / ₄
234HA22	D2	INK DISTRIBUTOR (medium)	7403-04007A	1 ²⁹ / ₃₂	12 ¹¹ / ₁₆	14 ³ / ₄
234HA30	B	INK DUCTOR	7403-06001A	1 ⁹ / ₃₂	12 ¹¹ / ₁₆	15 ¹⁷ / ₃₂
234HA51	D3	BRIDGE ROLLER	7403-20017A	1 ⁹ / ₃₂	12 ⁹ / ₁₆	16 ¹ / ₂
234HA18*	—	BLANKET WASH ROLLER	6803-09035	1 ¹⁹ / ₃₂	13 ³ / ₈	15 ¹¹ / ₁₆

• The ink train soft rubber roller kit includes these rolls

See page 16 for Crestline water unit rolls

* Bushings are NOT included.

HAMADA MODEL H234-A



● Soft Rubber Roll ○ Not Available from SYN-TAC

Syn-Tac Cat. No.	Key	Description	Mfg. Part No.	Roll Dia.	Roll Face Lgth.	Overall Shaft Lgth.
MODEL H234-A						
INK SYSTEM ROLLERS						
234HA14	F1	INK FORM (small)	8203-03005	1 ³¹ / ₃₂	13 ⁷ / ₃₂	14 ¹ / ₄
234HA15	F2	INK FORM (medium)	8203-03006	2 ¹ / ₁₆	13 ⁷ / ₃₂	14 ¹ / ₄
234HA16	F3	INK FORM (large)	8203-03007	2 ⁷ / ₃₂	13 ⁷ / ₃₂	14 ¹ / ₄
234HA26	D	INK DISTRIBUTOR (small)	8203-04006	1 ²³ / ₃₂	13 ¹ / ₂	15 ⁹ / ₃₂
234HA27	D1	INK DISTRIBUTOR (large)	8203-04008	2 ¹ / ₁₆	13 ¹ / ₂	15 ⁹ / ₃₂
234HA28	D2	INK DISTRIBUTOR (medium)	8203-04007	1 ²⁹ / ₃₂	13 ¹ / ₂	15 ⁹ / ₃₂
234HA31	B	INK DUCTOR	8203-06001	1 ⁹ / ₃₂	13 ⁷ / ₃₂	15 ¹⁷ / ₃₂
234HA19*	—	BLANKET WASH ROLLER	8203-09001	1 ¹⁷ / ₃₂	13 ⁷ / ₈	16 ⁵ / ₃₂
WATER SYSTEM ROLLERS						
234HA43P	W	WATER FORM	8203-13004	2 ⁵ / ₃₂	13 ⁹ / ₃₂	16 ⁵ / ₁₆
234HA53P	S	WATER METERING	8203-13003	1 ²¹ / ₃₂	15 ³ / ₈	17 ³ / ₈

* Bushings are NOT included.

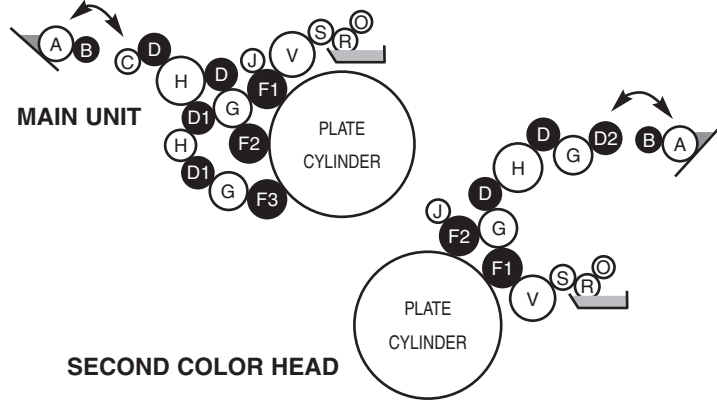
CARE CHEMICAL TIP:

Here is a safe and easy way to remove calcium carbonate glaze from your rollers:

Wash all ink from the rollers with **X75-122** followed with **X75-123**. Disengage the clean-up attachment and pour **X75-111** deglazer over the rollers. Let the press run for five to ten minutes, adding more of the **X75-111** as needed. Engage the clean-up attachment to remove all of the **X75-111**.

Remember: the amount of **X75-111** needed will depend on the amount of alkaline build-up. The alkaline will neutralize the **X75-111** as the calcium carbonate is dissolved.

**HAMADA MODELS RS34-S & VS34-S
(integrated system)**



● Soft Rubber Roll ○ Not Available from SYN-TAC

Syn-Tac Cat. No.	RS, VS 34-S & Color 34-M Heads	Both Color Heads	Description	Mfg. Part No.	Roll Dia.	Roll Face Lgth.	Overall Shaft Lgth.
---------------------	--	------------------------	-------------	------------------	--------------	-----------------------	---------------------------

INK SYSTEM ROLLERS RS/VS34-S & RS/VS34-M

10310	F1	F1	INK FORM (small)	6803-03001A	2 ¹ / ₁₆	12 ¹¹ / ₁₆	14 ⁹ / ₁₆
10311	F2	F2	INK FORM (medium)	6803-03002A	2 ¹ / ₈	12 ¹¹ / ₁₆	14 ⁹ / ₁₆
10312	F3	—	INK FORM (large)	6903-03001	2 ⁷ / ₃₂	12 ¹¹ / ₁₆	14 ⁹ / ₁₆
10320*	D	D	INK DISTRIBUTOR (medium)	6803-04005	1 ⁷ / ₁₆	12 ¹¹ / ₁₆	15 ⁵ / ₁₆
10321	D1	—	INK DISTRIBUTOR (large)	6903-04001	1 ²¹ / ₃₂	12 ¹¹ / ₁₆	12 ²⁷ / ₃₂
10322*	—	D2	INK DISTRIBUTOR (small)	6907-03002	1 ¹ / ₈	12 ¹¹ / ₁₆	16 ¹⁵ / ₃₂
10330	B	B	INK DUCTOR	6803-06001	1 ⁹ / ₃₂	12 ¹¹ / ₁₆	14 ¹ / ₃₂

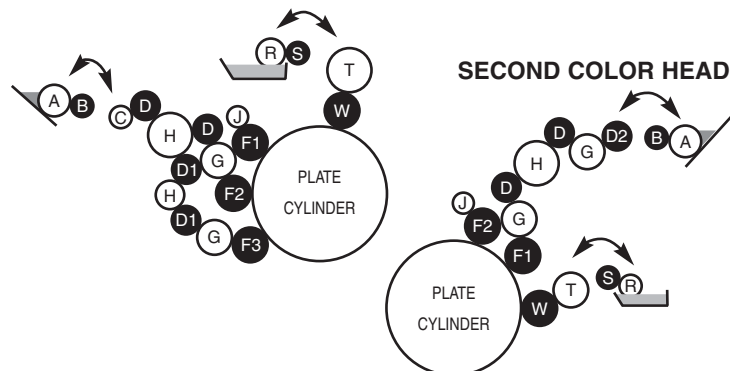
WATER SYSTEM ROLLERS RS34-M & VS34-M ONLY

10340	W	W	WATER FORM	6803-12013	1 ⁷ / ₈	13 ³ / ₈	14 ³ / ₈
10341	W	W	3M WATER FORM (3M sleeve #20514 <u>not</u> included)	6803-12066A	2 ¹ / ₁₆	13 ³ / ₈	14 ³ / ₈
10350	S	S	WATER DUCTOR	6803-12001	1 ¹ / ₈	13 ¹¹ / ₃₂	14 ¹ / ₃₂

BOTTLES

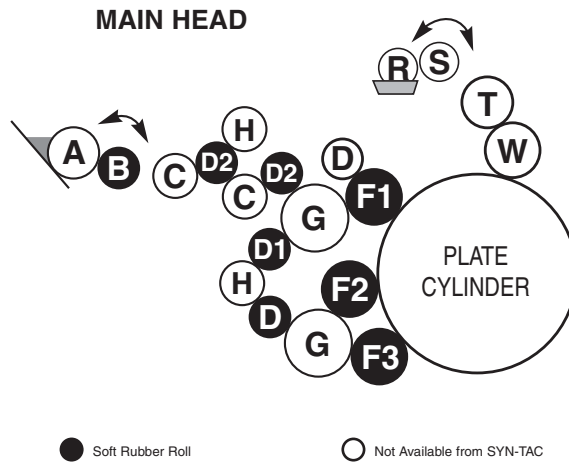
10649	—	—	for HAMADA	—	—	—	—
10649-2	—	—	for HAMADA (two-quart size)	—	—	—	—

**HAMADA MODELS RS34-M & VS34-M
(molleton system)**



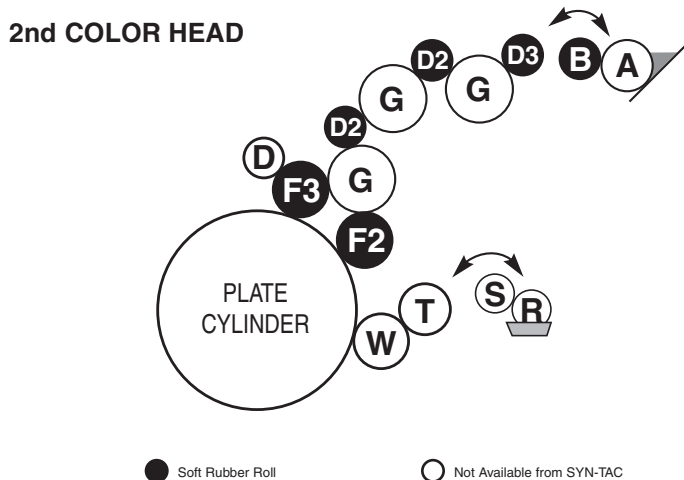
*Bushings are **NOT** included.
See page 15 or 16 for Crestline water unit rolls.

HAMADA MODELS RS34II, RS34LII, RS34LSII, VS34II, VS34LII, VS34LSII

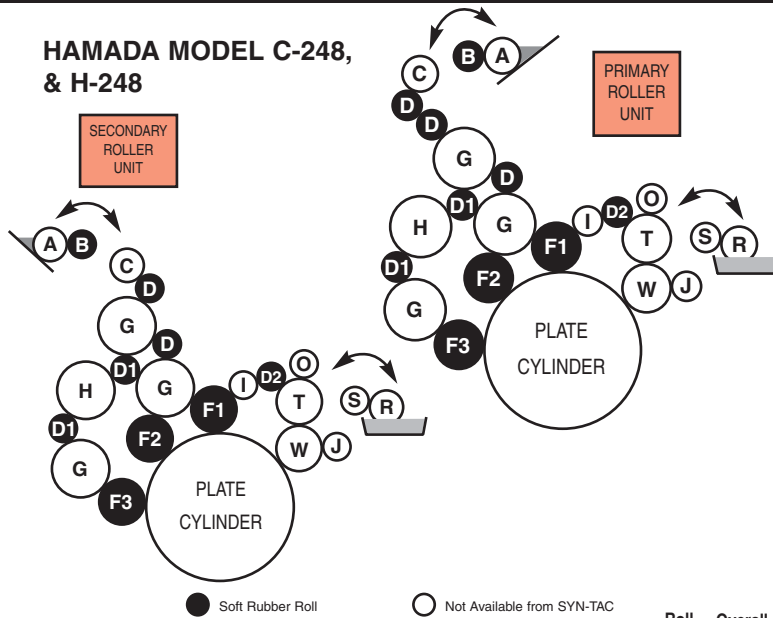


Syn-Tac Cat. No.	MAIN HEAD	2nd HEAD	Description	Mfg. Part No.	Roll Dia.	Roll Face Lgth.	Overall Shaft Lgth.
INK SYSTEM ROLLERS							
234HA10	F1	—	1st FORM	7403-03007A	2	12 ¹¹ / ₁₆	14 ⁹ / ₃₂
234HA11	F2	F2	2nd FORM (main head), 1ST FORM (color head)	7403-03008A	2 ⁵ / ₃₂	12 ¹¹ / ₁₆	14 ⁹ / ₃₂
234HA13	F3	F3	3rd FORM (main head), 2nd FORM (color head)	7503-03009A	2 ¹⁹ / ₃₂	12 ¹¹ / ₁₆	14 ⁹ / ₃₂
234HA20	D	—	INK DISTRIBUTOR	7403-04008A	1 ²³ / ₃₂	12 ¹¹ / ₁₆	14 ³ / ₄
234HA21	D1	—	INK DISTRIBUTOR	7403-04006A	2 ¹ / ₁₆	12 ¹¹ / ₁₆	14 ³ / ₄
234HA23*	D2	D2	INK DISTRIBUTOR	6803-04005	1 ⁷ / ₁₆	12 ¹¹ / ₁₆	15 ⁵ / ₁₆
234HA24	—	D3	INK DISTRIBUTOR	6907-03002A	1 ¹ / ₈	12 ¹¹ / ₁₆	16 ¹⁵ / ₃₂
234HA30	B	B	INK DUCTOR	7403-06001	1 ⁹ / ₃₂	12 ¹¹ / ₁₆	15 ¹⁷ / ₃₂
234HA18*	—	—	BLANKET WASH	6803-09035	1 ¹⁹ / ₃₂	13 ³ / ₈	15 ¹¹ / ₁₆

* Bushings are NOT included.



**HAMADA MODEL C-248,
& H-248**



Syn-Tac Cat. No.	Key	Description	Mfg. Part No.	Roll Dia.	Roll Face Lgth.	Overall Shaft Lgth.
---------------------	-----	-------------	------------------	--------------	-----------------------	---------------------------

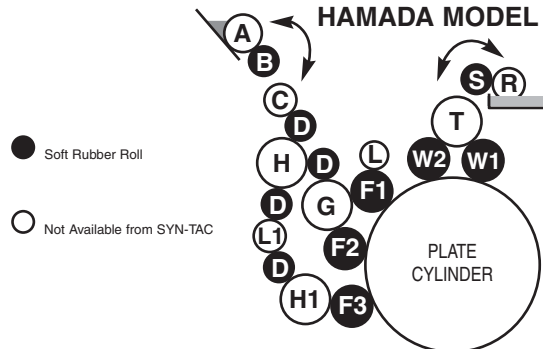
HAMADA C-248 & H-248

INK SYSTEM ROLLERS

10410	F1	INK FORM (small)	7203-03001A	2 ¹ / ₁₆	18 ¹ / ₂	20 ⁷ / ₈
10411	F2	INK FORM (medium)	7203-03002A	2 ¹ / ₈	18 ¹ / ₂	20 ⁷ / ₈
10412	F3	INK FORM (large)	7203-03003A	2 ⁷ / ₃₂	18 ¹ / ₂	20 ⁷ / ₈
10420	D	INK IDLER (small)	7203-04007	1 ⁷ / ₁₆	18 ¹ / ₂	18 ²¹ / ₃₂
10421	D1	INK IDLER (large) (for presses with serial numbers lower than CT-3B117)	7203-04005	1 ²¹ / ₃₂	18 ¹ / ₂	18 ²¹ / ₃₂
10422	D1	INK IDLER (larger) (for presses with serial number CT-3B117 and higher)	7203-04042	1 ²⁵ / ₃₂	18 ¹ / ₂	18 ²¹ / ₃₂
10430	B	INK DUCTOR	7203-06001	1 ⁹ / ₃₂	18 ¹ / ₂	19 ¹⁷ / ₃₂
10451	D2	INK IDLER (bridge)	7203-16401A	1 ³ / ₁₆	18 ¹ / ₂	20 ³ / ₈

See page 16 for Crestline water unit rolls.

HAMADA MODEL C-252 & H252



HAMADA C-252 & H252

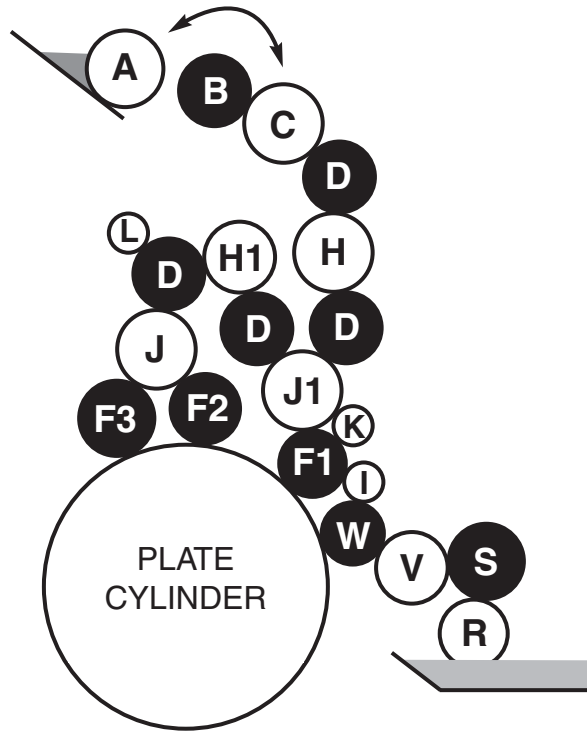
INK SYSTEM ROLLERS

10710	F1	INK FORM (small)	7303-03001	1 ¹³ / ₁₆	20 ³ / ₃₂	22 ⁷ / ₁₆
10711	F2	INK FORM (medium)	7303-03002	1 ³¹ / ₃₂	20 ³ / ₃₂	22 ⁷ / ₁₆
10712	F3	INK FORM (large)	7303-03003	2 ¹ / ₁₆	20 ³ / ₃₂	22 ⁷ / ₁₆
10720	D	INK IDLER	7303-04003	1 ²¹ / ₃₂	20 ³ / ₃₂	21 ¹ / ₂
10730	B	INK DUCTOR	7303-06001	1 ⁷ / ₁₆	20 ³ / ₃₂	21 ⁹ / ₃₂

WATER SYSTEM ROLLERS

10740	W1	1st WATER FORM	7303-12061	1 ¹¹ / ₁₆	20 ⁷ / ₈	22 ¹⁵ / ₁₆
10741	W2	2nd WATER FORM	7303-12062	1 ³ / ₄	20 ⁷ / ₈	22 ¹⁵ / ₁₆
10742	W1	1st 3M WATER FORM (3M sleeve #18522 not included)	7303-12084	1 ⁷ / ₈	20 ⁷ / ₈	22 ¹⁵ / ₁₆
10743	W2	2nd 3M WATER FORM (3M sleeve #18822 not included)	7303-12085	1 ²⁹ / ₃₂	20 ⁷ / ₈	22 ¹⁵ / ₁₆
10750	S	WATER DUCTOR	7303-12055A	1 ⁹ / ₃₂	20 ²⁵ / ₃₂	22 ¹ / ₁₆

**HAMADA MODEL B252 B452 & B452A
INTEGRATED SYSTEMS**



● Soft Rubber Roll

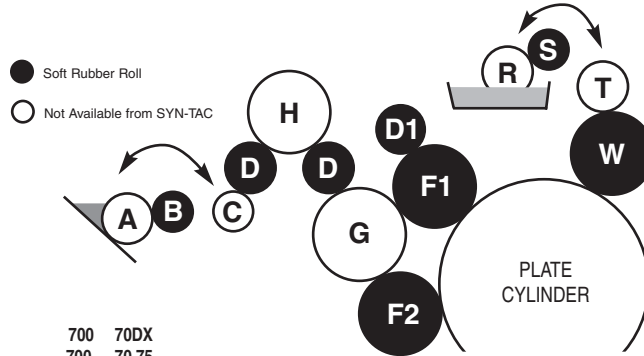
○ Not Available from SYN-TAC

Syn-Tac Cat. No.	Key	Description	Mfg. Part No.	Roll Dia.	Roll Face Lgth.	Overall Shaft Lgth.
INK SYSTEM ROLLERS						
452HA10PF*	F1	INK FORM (small oscillating shell)	7803-03055	1 ¹⁵ / ₁₆	20 ¹ / ₄	—
452HA11	F2	INK FORM (medium)	7803-03011	2	20 ¹³ / ₃₂	22 ¹⁵ / ₁₆
452HA12	F3	INK FORM (large)	7803-03012	2 ³ / ₁₆	20 ¹³ / ₃₂	24 ¹ / ₃₂
452HA13PF*	F3	INK FORM (large oscillating shell)	7803-03068	2 ³ / ₁₆	20 ¹ / ₄	—
452HA20	D	INK DISTRIBUTOR	7803-04019	2 ¹ / ₁₆	20 ³ / ₃₂	25 ³ / ₁₆
452HA30	B	INK DUCTOR	52R03-12	2 ¹ / ₁₆	20 ¹ / ₁₆	21 ³¹ / ₃₂
452HA18*	—	BLANKET WASH ROLLER	7803-09007	1 ¹⁹ / ₃₂	20 ²³ / ₃₂	23 ³ / ₃₂
WATER SYSTEM ROLLERS						
452HA40	W	WATER FORM	7803-13037	1 ¹³ / ₁₆	20 ⁷ / ₁₆	24 ⁹ / ₁₆
452HA51P	S	WATER METERING	7803-13027	2 ³ / ₁₆	22 ⁷ / ₃₂	24 ⁹ / ₁₆

* Bushings and, or Bearings are **NOT** included.

HERE'S A TIP ... Rest your blanket often. Keep spare **SYN-TAC** blankets on hand. If the surface is not cut or broken but there are low spots, try soaking the blanket overnight in water. Hang it up for a thorough drying before using it again. The low spots are gone.

HAMADA MODELS 700, 700DX, 700-CD, 700-CDX & E-47



Syn-Tac Cat. No.	CDX E-47	Color Head	Description	Mfg. Part No.	Roll Dia.	Roll Face Lgth.	Overall Shaft Lgth.
------------------	----------	------------	-------------	---------------	-----------	-----------------	---------------------

INK SYSTEM ROLLERS

*10110	F1	F1	INK FORM (small)	I03-47-1A-7	2 ¹ / ₁₆	18	19 ¹⁵ / ₃₂
*10111	F2	—	INK FORM (large)	I03-47-1B-7	2 ³ / ₈	18	19 ¹⁵ / ₃₂
*10112	—	—	INK FORM (medium)	I23-50-1A-7	2 ³ / ₁₆	18	19 ¹⁵ / ₃₂
10113	—	F3	INK FORM (large) gear driven	G06-01-1A-7	2 ³ / ₈	18	19 ¹ / ₁₆
10114	—	F1	INK FORM (small) gear driven	G06-01-2A-7	2 ¹ / ₁₆	18	19 ¹ / ₁₆
10120	D	—	INK DISTRIBUTOR (large)	I03-44-1A-7	1 ¹ / ₈	18 ¹ / ₄	22 ⁵ / ₁₆
10121*	D1	—	INK DISTRIBUTOR (small)	I03-44-1B-7	7 ¹ / ₈	18 ¹ / ₄	22 ⁵ / ₁₆
10122	—	—	INK INTERMEDIATE ROLL	I24-19-1A-7	17 ¹ / ₁₆	18 ¹ / ₈	19 ²¹ / ₃₂
10123	—	—	INK IDLING DISTRIBUTOR	I24-54-1A-7	1 ⁹ / ₁₆	18 ³ / ₃₂	20 ⁹ / ₁₆
10124-A*	—	D2	INK DISTRIBUTOR (old style)	S-27-61-7	1 ¹ / ₈	18 ³ / ₈	21 ¹ / ₈
10124-B*	—	D2	INK DISTRIBUTOR (old style)	G07-56-1A-7	1 ¹⁹ / ₃₂	18 ⁵ / ₃₂	20 ¹ / ₄
10125*	—	D2	INK DISTRIBUTOR (new style)	G07-73-1A-7	1 ¹ / ₈	18 ³ / ₃₂	20 ⁷ / ₁₆
10130	B	B	INK DUCTOR	I03-43-7	1 ¹ / ₃₂	18 ¹ / ₄	19 ²⁷ / ₃₂

MOLLETON WATER SYSTEM ROLLERS

*10140	W	W	WATER FORM	R03-01-1A-7	1 ³ / ₃₂	18 ³ / ₄	19 ¹ / ₄
*10141	W	W	3M WATER FORM (3M sleeve #21019 <u>not</u> included)	R03-01-1C-7	2 ¹ / ₈	18 ³ / ₄	19 ¹ / ₄
10150*	S	S	WATER METERING ROLL	—	1 ³ / ₁₆	18 ³ / ₄	19 ²⁹ / ₃₂
10151	S	S	WATER DUCTOR	R13-14-7	1 ¹ / ₁₆	18 ²⁹ / ₃₂	20 ³ / ₈

Syn-Tac Cat. No.	CDX E-47	Color Head Only	Description	Mfg. Part No.	Roll Dia.	Roll Face Lgth.	Overall Shaft Lgth.
------------------	----------	-----------------	-------------	---------------	-----------	-----------------	---------------------

BAREBACK WATER SYSTEM ROLLERS

10142	W	W	WATER FORM	—	2 ¹ / ₈	18 ³ / ₄	19 ¹ / ₄
10152*	S	S	WATER DUCTOR	—	1 ⁹ / ₃₂	18 ²⁹ / ₃₂	20 ³ / ₈
101855-R	T	—	WATER OSCILLATOR (hard rubber)	—	1 ⁵ / ₈	19 ⁷ / ₁₆	21 ³ / ₁₆
101856-R	—	T	WATER OSCILLATOR (hard rubber)	—	1 ⁵ / ₈	19 ⁷ / ₁₆	21 ¹ / ₂

BOTTLES

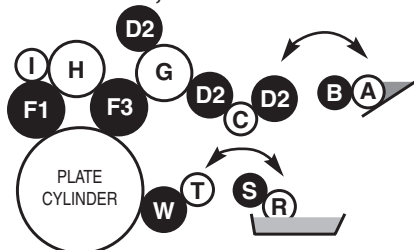
10649	—	—	for HAMADA	—	—	—	—
10649-2	—	—	for HAMADA (two-quart size)	—	—	—	—

* Bushings are NOT included.

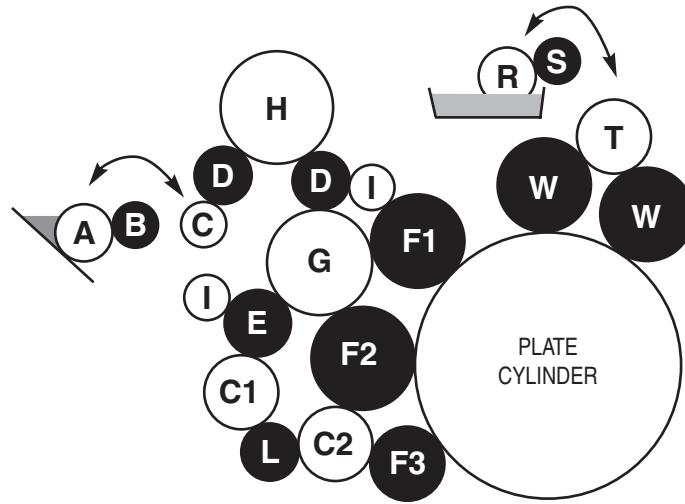
See page 15 and 16 for Crestline water unit rolls.

* Indicates rolls used on the 700DX main head. This head needs two of 10120 and one of all other indicated rollers.

HAMADA MODEL 70DX, 70 75 & E7S COLOR HEAD



HAMADA MODELS 800-DX, 800-SX & 800-CDX

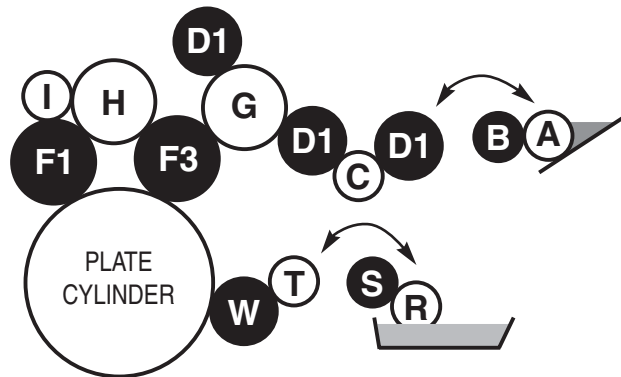


● Soft Rubber Roll ○ Not Available from SYN-TAC

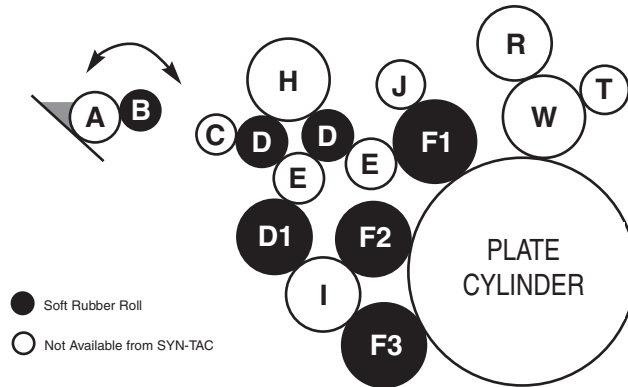
Syn-Tac Cat. No.	80,85 Color Head	Description	Mfg. Part No.	Roll Dia.	Face Lgth.	Overall Shaft Lgth.
INK SYSTEM ROLLERS						
10810	F1	F1 INK FORM (small)	I23-50-1A-8	2 ¹ / ₁₆	20 ⁵ / ₃₂	21 ³ / ₄
10811	F2	F2 INK FORM (large)	I23-50-1B-8	2 ³ / ₈	20 ⁵ / ₃₂	21 ³ / ₄
10812	F3	F3 INK FORM (medium) gear driven	I23-50-1C-8	2 ³ / ₁₆	20 ¹ / ₈	22 ⁵ / ₃₂
10813	—	F3 INK FORM (large) gear driven	G26-01-1A-8	2 ³ / ₈	20 ⁵ / ₃₂	21 ⁹ / ₁₆
10814	—	F1 INK FORM (small) gear driven	G26-01-2A-8	2 ¹ / ₁₆	20 ⁵ / ₃₂	21 ⁹ / ₁₆
10820*	D	D INK DISTRIBUTOR	I24-83-1A-8	1 ¹ / ₈	20 ¹ / ₂	24 ¹⁹ / ₃₂
10821*	E	E INK INTERMEDIATE ROLL	I24-19-1A-8	1 ⁷ / ₁₆	20 ¹¹ / ₃₂	21 ³¹ / ₃₂
10822*	L	L INK IDLING DISTRIBUTOR	I24-54-1A-8	1 ⁹ / ₃₂	20 ¹³ / ₃₂	22 ²⁹ / ₃₂
10823*	—	D1 INK DISTRIBUTOR (old style)	G27-56-8	1 ⁹ / ₃₂	20 ¹³ / ₃₂	22 ²¹ / ₃₂
10824*	—	D1 INK DISTRIBUTOR	G27-73-1A-8	1 ¹ / ₈	20 ³ / ₁₆	22 ³ / ₄
10830*	B	B INK DUCTOR	I24-82-8	1 ¹ / ₁₆	20 ¹³ / ₃₂	21 ³¹ / ₃₂
MOLLETON WATER SYSTEM ROLLERS						
10840	W	W WATER FORM	R13-01-1B-8	1 ³ / ₃₂	20 ⁷ / ₈	21 ⁷ / ₁₆
10841	W	3M WATER FORM (3M sleeve #21022 <u>not</u> included)	R13-01-1C-8	2 ¹ / ₈	20 ⁷ / ₈	21 ⁷ / ₁₆
10850	S	S WATER DUCTOR	R13-14-8	1 ¹ / ₁₆	20 ⁷ / ₈	22 ¹¹ / ₁₆
BOTTLES						
10649	—	for HAMADA	—	—	—	—
10649-2	—	for HAMADA (two-quart size)	—	—	—	—

*Bushings are NOT included.

MODEL 80 & 85 COLOR HEAD



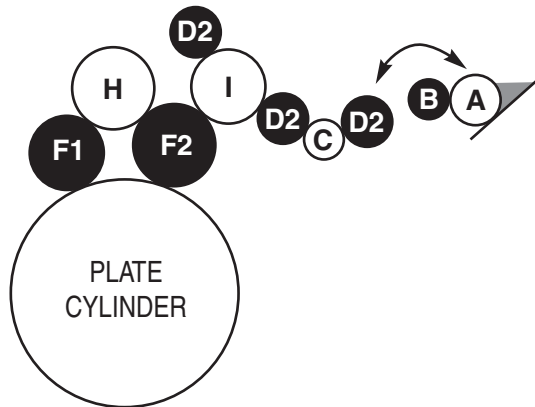
HAMADA MODEL SU-47



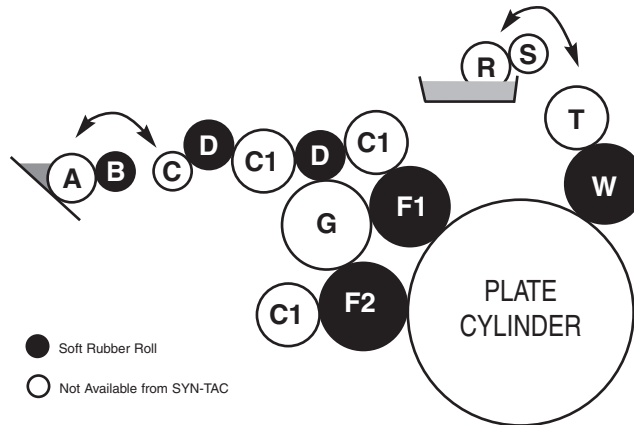
Syn-Tac Cat. No.	Color SU-47	Head	Description	Mfg. Part No.	Roll Dia.	Roll Face Lgth.	Overall Shaft Lgth.
HAMADA MODEL SU47							
INK SYSTEM ROLLERS							
10110	F1	—	INK FORM (medium)	I03-47-1A-7	2 ¹ / ₁₆	18	19 ¹⁵ / ₃₂
10115	F2	—	INK FORM (small)	6503-03215A	1 ²⁵ / ₃₂	18	18 ¹ / ₂
10114	—	F1	INK FORM (med.) gear driven	G06-01-2A-7	2 ¹ / ₁₆	18	19 ¹ / ₁₆
10113	—	F2	INK FORM (large) gear driven	G06-01-1A-7	2 ³ / ₈	18	19 ¹ / ₁₆
10111	—	F3	INK FORM (large)	I03-47-1B-7	2 ³ / ₈	18	19 ¹⁵ / ₃₂
10126	—	D	INK DISTRIBUTOR (small)	6503-04108A	1 ¹ / ₃₂	18	20 ²³ / ₃₂
10127	—	D1	INK DISTRIBUTOR (large)	6503-04105B	2 ¹ / ₂	18	18 ³ / ₃₂
10125	—	D2	INK DISTRIBUTOR (small)	G07-73-1A-7	1 ¹ / ₈	18 ³ / ₃₂	20 ⁷ / ₁₆
10131	—	B	INK DUCTOR	6503-06101A	1 ⁹ / ₃₂	18	19 ²⁹ / ₃₂
10130*	—	B	INK DUCTOR	I03-43-7	1 ¹ / ₃₂	18 ¹ / ₄	19 ²⁷ / ₃₂
BOTTLES							
10649	—	—	for HAMADA	—	—	—	—
10649-2	—	—	for HAMADA (two-quart size)	—	—	—	—

HAMADA MODEL SU47 COLOR HEAD

See page 15 and 16 for Crestline water unit rolls.
*Bushings are NOT included.



HAMADA MODELS DU34II UPPER UNIT



		Lower DU34II Unit				Mfg. Part No.	Roll Dia.	Roll Face Lgth.	Overall Shaft Lgth.
Syn-Tac Cat. No.	Main Head	Color Head	Description						
HAMADA MODEL DU34II									
INK SYSTEM ROLLERS									
234HA11	F1	F1	1st INK FORM (small)	7403-03008A	2 ⁵ / ₃₂	12 ¹¹ / ₁₆	14 ⁹ / ₃₂		
234HA13	F2	F2	2nd INK FORM (large)	7503-03009A	2 ¹³ / ₃₂	12 ¹¹ / ₁₆	14 ⁹ / ₃₂		
234HA23*	D	—	INK DISTRIBUTOR	6803-04005	1 ⁷ / ₁₆	12 ¹¹ / ₁₆	15 ⁵ / ₁₆		
234HA25	—	D1	INK INTERMEDIATE ROLL	7503-04052A	1 ¹⁹ / ₃₂	12 ¹¹ / ₁₆	14 ³ / ₄		
234HA20	—	D2	INK IDLING DISTRIBUTOR	7403-04008A	1 ²³ / ₃₂	12 ¹¹ / ₁₆	14 ³ / ₄		
234HA30	B	B	INK DUCTOR	7403-06001	1 ⁹ / ₃₂	12 ¹¹ / ₁₆	15 ⁷ / ₃₂		
234HA18*	—	—	BLANKET WASH	6803-09035	1 ¹⁹ / ₃₂	13 ³ / ₈	15 ¹¹ / ₁₆		
MOLLETON WATER SYSTEM ROLLERS									
234HA40	W	W	WATER FORM	7403-12003A	1 ⁷ / ₈	13 ³ / ₈	14 ¹ / ₄		
234HA41	W	W	3M WATER FORM (3M sleeve #20514 <u>not</u> included)	—	2 ¹ / ₁₆	13 ³ / ₈	14 ¹ / ₄		
BOTTLES									
10649	—	—	for HAMADA	—	—	—	—	—	—
10649-2	—	—	for HAMADA (two-quart size)	—	—	—	—	—	—

See page 15 and 16 for Crestline water unit rolls.
*Bushings are NOT included.

HAMADA MODEL DU34II LOWER UNIT COLOR HEAD

