

Catálogo de rodillos **Didde-Glaser®**

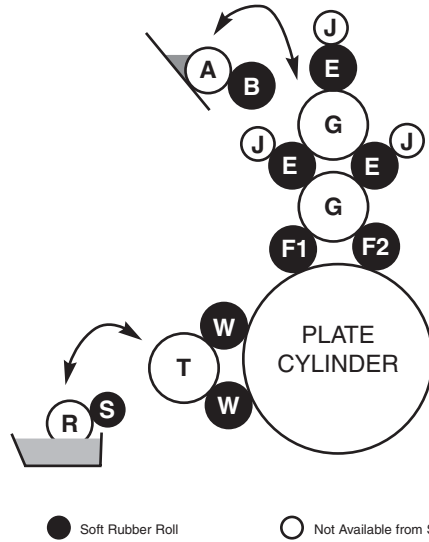
Instrucciones

1. Identifique la figura del modelo de su equipo.
2. Identifique la letra con la que se designa en la figura al rodillo que busca.
3. Utilice la letra de la figura para identificar el número de parte (Syn-Tac Cat. No.).
4. Ingrese a www.equiposgraficos.com y complete el formulario de [cotización](#) incluyendo el número de parte y descripción.
5. Solicite asistencia a crityg@egomexico.com o al +52(55) 5396 6580

Gracias por su compra



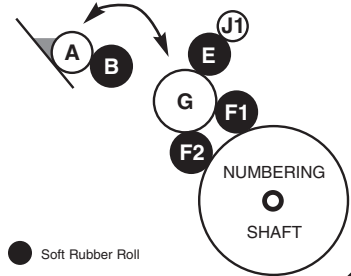
DIDDE-GLASER TANDEMER 8 1/2, APOLLO & IBM REPRODUCER



● Soft Rubber Roll ○ Not Available from SYN-TAC

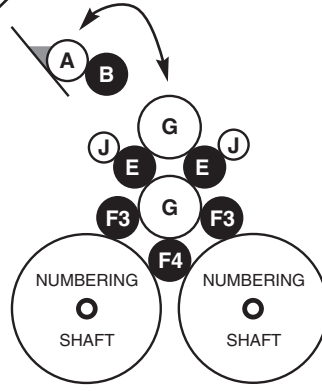
Syn-Tac Cat. No.	8 1/2	1713 -A	1713 -B	Description	Mfg. Part No.	Roll Dia.	Roll Face Lgth.	Overall Shaft Lgth.
INK SYSTEM ROLLERS								
11010	F1	F1	—	INK FORM (large)	221-337	1 5/16	13 11/32	15 3/8
11011	F2	F2	—	INK FORM (small)	221-338	1 3/16	13 11/32	15 3/8
11012	—	—	F3	INK FORM (large)	232-030	1 15/16	13 1/2	15 1/2
11013	—	—	F4	INK FORM (small)	232-031	1 3/4	13 1/2	15 1/2
11020	E	E	E	INTERMEDIATE INK RIDER	221-788	1 1/4	14 1/8	17
11030	B	B	B	INK DUCTOR	221-128	1 5/16	14	16
MOLLETON WATER SYSTEM ROLLERS								
11040	W	—	—	WATER FORM	221-340	1 1/8	13 1/2	15 3/8
11041	W	—	—	3M WATER FORM (3M sleeve #13014 not included)	221-438	1 5/16	13 5/8	15 3/8
11050	S	—	—	WATER DUCTOR	221-131	1 1/8	14	15 5/8

DIDDE-GLASER MODEL 1713-A
(numbering & imprinting unit)

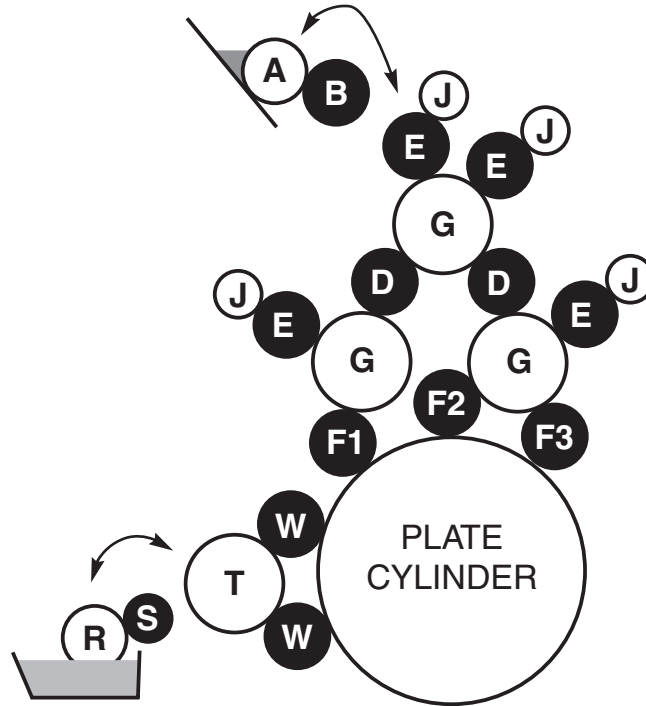


● Soft Rubber Roll ○ Not Available from SYN-TAC

DIDDE-GLASER MODEL 1713-B
(double shaft imprinting unit)



**DIDDE-GLASER TANDEM MODEL 17
(with 17" cutoff)
MODEL OP1713A & OP1713B**



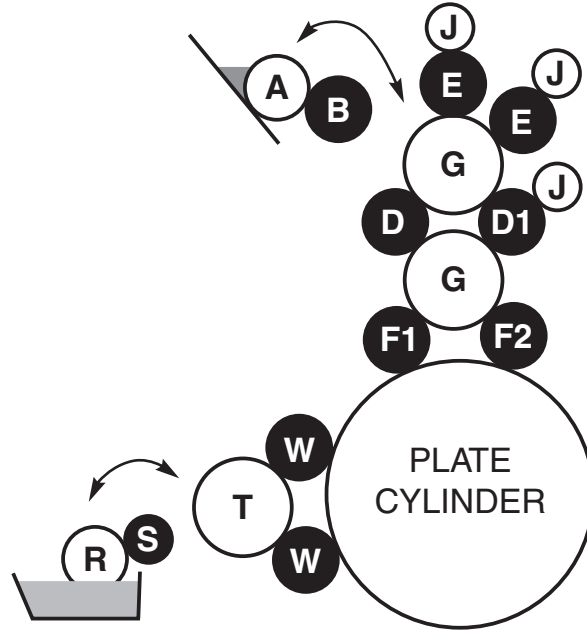
● Soft Rubber Roll

○ Not Available from SYN-TAC

Syn-Tac Cat. No.	Key	Description	Mfg. Part No.	Roll Dia.	Roll Face Lgth.	Overall Shaft Lgth.
INK SYSTEM ROLLERS						
11110	F1	INK FORM (large)	223-585	2	13 ³ / ₈	15 ³ / ₈
11111	F3	INK FORM (medium)	223-583	1 ¹⁵ / ₁₆	13 ³ / ₈	15 ³ / ₈
11112	F2	INK FORM (small)	223-549	1 ³ / ₄	13 ³ / ₈	15 ³ / ₈
11020	E	INTERMEDIATE INK RIDER	221-788	1 ¹ / ₄	14 ¹ / ₈	17
11120	D	INK DISTRIBUTOR	223-547	1 ¹⁵ / ₁₆	13 ⁵ / ₈	15 ³ / ₈
11130	B	INK DUCTOR	223-517	1 ⁵ / ₈	14 ¹ / ₁₆	15 ⁷ / ₈
MOLLETON WATER SYSTEM ROLLERS						
11140	W	WATER FORM	223-581	1 ³ / ₄	13 ⁹ / ₁₆	15 ³ / ₈
11141	W	3M WATER FORM (3M sleeve #19714 <u>not</u> included)	223-533	1 ³¹ / ₃₂	13 ⁹ / ₁₆	15 ³ / ₈
11150	S	WATER DUCTOR	223-518	1 ¹ / ₂	14 ¹ / ₁₆	15 ⁷ / ₈



DIDDE-GLASER MODEL 175 (with 11", 12" or 14" cutoff)

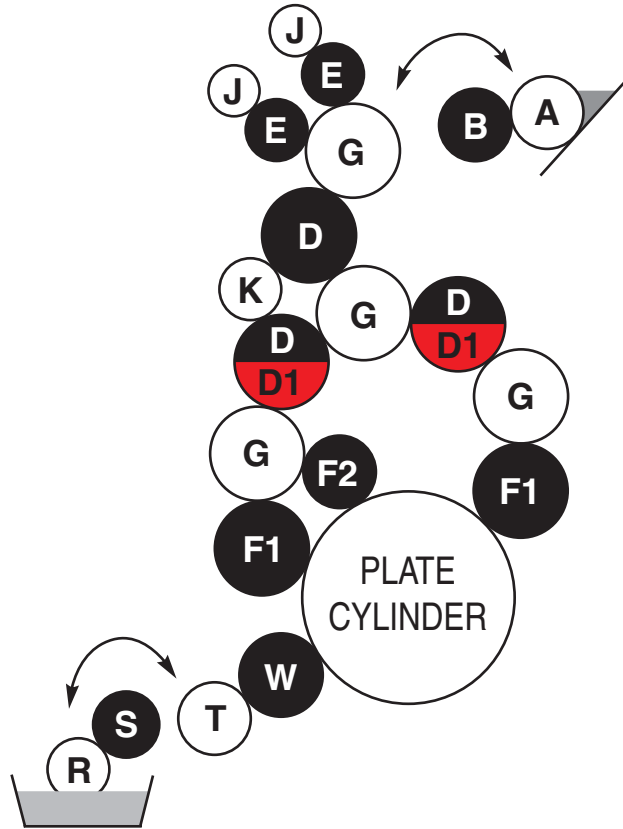


● Soft Rubber Roll

○ Not Available from SYN-TAC

Syn-Tac Cat. No.	Key	Description	Mfg. Part No.	Roll Dia.	Roll Face Lgth.	Overall Shaft Lgth.
INK SYSTEM ROLLERS						
11210	F1	INK FORM (large)	225-590	2	17 ¹¹ / ₃₂	19 ³ / ₈
11211	F2	INK FORM (medium)	225-589	1 ¹⁵ / ₁₆	17 ¹¹ / ₃₂	19 ³ / ₈
11220	E	INK RIDER (with 1 ¹ / ₁₆ " dia. ball bearings)	225-577	1 ¹ / ₄	18 ¹ / ₈	21
11223	E	INK RIDER (with 7 ⁷ / ₈ " dia. ball bearings)	225-972	1 ⁹ / ₃₂	18 ³ / ₃₂	20 ²⁹ / ₃₂
11221	D	INK DISTRIBUTOR	225-680	1 ³ / ₄	17 ⁵ / ₈	19 ³ / ₈
11222	D1	INK DISTRIBUTOR	225-586	1 ¹⁵ / ₁₆	17 ⁵ / ₈	19 ³ / ₈
11230	B	INK DUCTOR	225-618	1 ⁵ / ₈	18 ¹ / ₁₆	19 ⁷ / ₈
MOLLETON WATER SYSTEM ROLLERS						
11240	W	WATER FORM	225-588	1 ³ / ₄	17 ⁹ / ₁₆	19 ³ / ₈
11241	W	3M WATER FORM (3M sleeve #19719 not included)	225-584	2	17 ³ / ₄	19 ³ / ₈
11250	S	WATER DUCTOR	225-581	1 ¹ / ₂	18 ¹ / ₁₆	19 ⁷ / ₈

DIDDE-GLASER MODEL 175 (with 17" cutoff)



● Soft Rubber Roll ● Hard Rubber Roll ○ Not Available from SYN-TAC

Syn-Tac Cat. No.	Key	Description	Mfg. Part No.	Roll Dia.	Roll Face Lgth.	Overall Shaft Lgth.
INK SYSTEM ROLLERS						
11210	F1	INK FORM (large)	225-590	2	17 ¹¹ / ₃₂	19 ³ / ₈
11212	F2	INK FORM (small)	223-665	1 ³ / ₄	17 ¹¹ / ₃₂	19 ³ / ₈
11220	E	INK RIDER (with 1 ¹ / ₁₆ " dia. ball bearings)	225-577	1 ¹ / ₄	18 ¹ / ₈	21
11223	E	INK RIDER (with 7 ⁷ / ₈ " dia. ball bearings)	225-972	1 ⁹ / ₃₂	18 ³ / ₃₂	20 ²⁹ / ₃₂
11222	D	INK DISTRIBUTOR (soft rubber)	225-586	1 ¹⁵ / ₁₆	17 ⁵ / ₈	19 ³ / ₈
11224	D1	INK DISTRIBUTOR (hard rubber)	223-819	1 ¹⁵ / ₁₆	17 ⁵ / ₈	19 ³ / ₈
11230	B	INK DUCTOR	225-618	1 ⁵ / ₈	18 ¹ / ₁₆	19 ⁷ / ₈
MOLLETON WATER SYSTEM ROLLERS						
11240	W	WATER FORM	225-588	1 ³ / ₄	17 ⁹ / ₁₆	19 ³ / ₈
11241	W	3M WATER FORM (3M sleeve #19719 not included)	225-584	2	17 ³ / ₄	19 ³ / ₈
11250	S	WATER DUCTOR	225-581	1 ¹ / ₂	18 ¹ / ₁₆	19 ⁷ / ₈