










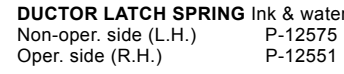

















Muestrario de refacciones **Townsend T-51 ®**

Instrucciones

1. Identifique la figura (Drawing #) de la sección de su interés.
2. Identifique el número en la figura (Key #) de la parte que busca .
3. Utilice el número en la figura para identificar el número de parte (Part #) en la/s página/s siguientes.
4. Ingrese a www.equiposgraficos.com y complete el formulario de [cotización](#) incluyendo el número de parte y descripción.
5. Solicite asistencia a crityg@egomexico.com o al +52(55) 5396 6580

Gracias por su compra

Replacement parts for: TOWNSEND-51 second color heads

		PART #			PART #
	T-WRENCH	T-1132		TRANSFER DRIVE GEAR	T-22433
	END BELL Small Large with hole for dog	T-1807 T-4806		RATCHET PAWL Ink (oper. side) Spring (oper. side) Water (non-oper. side) Spring (non-oper. side)	T-1570 T-1572 T-1571 T-1573
	DRIVE PULLEY	T-22444		DUCTOR ARM Ink & water	T-1503
	TIMING BELT For the AB Dick series P-1654			LATCH Ink & water	T-1504
	INK RATCHET DRIVE ARM Fits all models T-1551			DUCTOR LATCH SPRING Ink & water Non-oper. side (L.H.) Oper. side (R.H.)	P-12575 P-12551
	PINION GEAR	T-24435		FORM ROLLER DRIVE GEAR & PINION ASSEMBLY 1250 Old style (10 X 15) 1250 Old style (11 X 17) 1250 New style (11 X 17) 360, 375, 9800 Drive pinion only (comes with gear but is sold separately)	T-1407 T-2407 T-4407 T-8407 T-1403
	LOCKING SCREW For 1250W & LW T-1116			INK FOUNTAIN BLADE For Ryobi 2800, AB Dick 350, 360, Chief 15, 17 Screw (need 5)	T-2627 P-120
	MICRO SCREW	T-7153		OSCILLATING ROLLER TUBE AB Dick 350, 360, Multilith 1250 N.S. (Large ink) (Small ink) AB Dick 350, 360 O.S. Complete ass'y. (small ink) AB Dick 9800 O.S. & NS. & Multilith 1330, 1360 Chief 15, 17 (Small ink) Multilith 1250 O.S. (Small ink)	T-2810 T-2811 T-2824 T-18811 T-12811 T-1811
	DOG 1250 O.S., 350, 360, O.S. 1250 N.S., 350, 360, N.S. WORM	T-1804 T-4804 T-1802		EQUALIZER BAR For ink & water ductor AB Dick 350, 360, Ryobi 2700, 2800, Multilith 1250 N.S., Chief 15	P-15340
	INK & WATER HOLD DOWN ASSEMBLY Small - water for AB Dick 350, 360 N.S. L.H. R.H. Large - ink for Multilith 1250 N.S., 350, 360 N.S. L.H. R.H.	T-4858 T-4857 T-2855 T-2856		MICRO CLAMP 1-3/16" O.A.L. 7/8" O.A.L.	T-7151 T-4176
	SHAFT (Ink oscillator) AB Dick 9800 SHAFT (Small ink oscillator) Multilith 1250 SHAFT (Small ink oscillator) AB Dick 350, 360 SHAFT Torsion rod for cylinder assembly - - Ryobi 2700, 2800 / Itek 950, 960	T-19801 T-1801 T-2801 T-18119		KNOB For water fountain roller	T-22611
	COLLAR ASSEMBLY Water bottle Complete Collar only Thumb screw	T-3643 T-3637 P-309		CYLINDER BRACKET LOCK SCREW For A.B. Dick 350/360 N.S., 8800, 375, 9800, 385 Multi 1250LW, 1330, 1360, 1850 Ryobi/Itek 2700, 2800, 3200, 950, 960, 975	T-9719
	HOSE Water fountain TUBE CONTROL VALVE	P-1189 P-11934			
	DRIVER ASSEMBLY Complete Clutch only One way clutch bearing	T-20652 T-20653 P-5800			
	TRANSFER BUSHING ASSEMBLY Ryobi, M-1250, A-9800 Multi A-9800 (Geared trans.) A-9800 (Non-geared)	T-7827 T-1827 T-19824 T-19827			