

## Muestrario de refacciones **Hamada®**





### Instrucciones

















1. Identifique la figura (Drawing #) de la sección de su interés.
2. Identifique el número en la figura (Key #) de la parte que busca .
3. Utilice el número en la figura para identificar el número de parte (Part #) en la/s página/s siguientes.
4. Ingrese a [www.equiposgraficos.com](http://www.equiposgraficos.com) y complete el formulario de [cotización](#) incluyendo el número de parte y descripción.
5. Solicite asistencia a [crityg@egomexico.com](mailto:crityg@egomexico.com) o al +52(55) 5396 6580

**Gracias por su compra**

# Replacement parts for: HAMADA 500CDA, 600CD, 600AT, 601CD/QT, 602CD/QT, 611,

	PART #		PART #		
	<b>PUMP VANE</b>	P-9446		<b>SHEET SEPARATOR</b>	P-12114
	<b>PUMP REPAIR KIT</b> Consists of: 8 Vanes - #P-9446 / 4 Bearings - #P-790 / 1 Bottle of pump oil - #P-1588	P-31125		<b>BRACKET</b> For sheet separator holder	P-55113
	<b>V-BELTS</b> For Hamada For compressor (115V, 50/60 Hz) P-1680 (27") For compound pulley to machine P-1686 (30") Intermediate P-4930 (36") Drive shaft (60 Hz) P-1678 (28") Main drive P-4933 (39") Main drive P-4934 (38") Main drive P-5457 (37") *** All sizes available 2L, 3L, 4L, 5L			<b>THUMB SCREW</b> For sheet separator holder	P-2900
	<b>SPEED PULLEY</b>	P-9350		<b>TABLE RAISE HANDLE ASSEMBLY</b> *** MADE WITH DURABLE WHITE BRASS FOR LONGER LIFE & DURABILITY.	
	<b>BUSHING</b> For rotary valve flange.	P-3275		<b>BLOCK</b> For blower nozzle	P-55164
	<b>SUCKER FOOT</b> (A) Standard (500, 700) P-5207 (B) Heavy (500, 700) P-5205 (C) For 611, 248, 234 Duetto, E47 P-5206 (D) Hamada Bellows P-7575 (C&D not shown)			<b>SPRING</b> For paper feed adjusting shaft	P-55148
	<b>SUCKER FOOT HOLDER</b>	P-55174 For P-5207 / P-5205 Listed above.		<b>HEIGHT CONTROL LEVER</b>	P-55782
	<b>FEED BRUSH</b>	P-31170		<b>SPRING</b> For paper height bar 700	P-77711
	<b>FEEDER CLAMP</b>	P-55049		<b>CONVEYOR TAPE</b>	P-1796
	<b>FEEDER CLAMP</b> - 611, 612	P-66087		<b>PAPER RETAINER</b>	P-12433
	<b>FEEDER PULLOUT ROLLER</b> 500, 700 P-55125 600, 601, 602, 800 P-66125			<b>CONVEYOR JOGGER BLOCK</b>	P-55200
	<b>SPRING</b> For feed roll tire	P-55386		<b>JOGGER CAM LINK</b>	P-55443
	<b>SLEEVE</b> For inside of pullout roller bearing	P-55384		<b>SPRING</b> For conveyor spring guide 800DX, SX	P-80496
	<b>BEARING ASSEMBLY</b> For lower feed roller (500 PF)Only	P-3201		<b>FEED ADJ. KNOB</b>	P-11541
	<b>BUSHING</b> For lower feed roller 500, 600, 700, 800	P-3286		<b>STOP</b> For adjusting nut	P-12606

	PART #
	SHAFT For clutch pulley P-55614
	FEELER FINGER P-55141
	SPRINGS For impression cylinder shaft (A) P-55213 (B) P-55406
	IMPRESSION GRIPPER FINGER P-55245
	COUNTER ASSEMBLY P-55954
	BLOCK For blanket bar P-55922
	BRACKET NUT For blanket cylinder. P-55361
	(A) SHAFT - Master cylinder gear lock. 500, 500CD P-55180 500CDA, 600CDA P-66180 700CD P-77180 (B) NUT For gear lock shaft. P-55186 (C) SHAFT KEY P-55182 (D) WRENCH P-5883
	MASTER CYLINDER CLAMP ADJUSTMENT Thumb screw P-2922 Thumb nut P-2942
	DRIVE SHAFT GEAR P-55581
	WATER STOP P-30220
	GEAR For dampening form roller P-55046
	WATER PAWL P-55462
	WATER PAWL SPRING P-55267

	PART #
	DOG & WORM (Water) P-55429 DOG (500, 600, 700) P-55428 WORM (Ink & water 500, 600, 700) P-55464 DOG (8MM Thick head) (Ink 500, 600, 700) P-55463 WORM (Ink & water 500, 600, 700) P-55464
<b>***Hardness density has been improved so that the dog and worm wear evenly.</b>	
	INK DOG & WORM KIT P-55874 Consists of dog, worm, and pin for worm.
	DRIVE DOG (9MM Thick head) For second color unit P-5525463
	WATER DUCTOR ARMS 14MM Bore (L.H.) P-7727607 14MM Bore (R.H.) P-7727321 12MM Bore (L.H.) P-5525607 12MM Bore (R.H.) P-5525321
	LATCH For form roll handle P-55538
	FORM ROLLER DRIVE DISC 800DX / SX P-80419
	FORM ROLLER HUB P-55411
	SPRING Between ink form roller brackets P-55475
	INK DUCTOR ARM P-55572
	EQUALIZER BAR For ink ductor assembly. P-55550
	IDLER GEAR (BRASS) For night latch P-55457
	IDLER GEAR (STEEL) Contacts distributor roller P-55446
	DUCTOR ROLLER LATCH Ink P-55338 Water P-55546
	DUCTOR ROLLER SPRINGS Non operators side P-55331 Operators side P-55336
	DUCTOR SHAFT SPRINGS R.H. 500, 600, 700 P-55549 L.H. 500, 600, 700 P-55567
	PILOT SCREW For ink & water ratchet P-6509

		PART #
<b>GRIPPER BAR ASSEMBLY</b>		
Complete 500CDA, 600	P-550990	
Complete 800DX, 800SX	P-800990	
(A) Anvil (500CDA, 600)	P-551090	
(A) Anvil (800)	P-801090	
(B) Shaft (500CDA, 600)	P-551060	
(B) Shaft (800)	P-801060	
(C) Gripper spring (500 uses 4 / 800 uses 8)	P-551080	
(D) Roll pin (500 uses 4 / 800 uses 8)	P-2832	
(E) Gripper finger (500 uses 4, 800 uses 8)	P-551000	
(F) Gripper tension spring (1 for 800 only)	P-771080	
(G) Set screw	P-2506	
(H) Collar (500 use 1 / 800 uses 3)	P-6728	
** Lever assembly (consists of items (I) - (P))	P-551040	
(I) Gripper operating lever	P-551041	
(J) Screw	P-2107	
(K) Lockwasher	P-2701	
(L) Nut	P-2602	
(M) Lockwasher	P-631	
(N) Washer	P-2729	
(O) Ball bearing	P-1803	
(P) Shoulder screw	P-8160	
<b>GRIPPER BAR REPAIR KITS</b>		
H-500CDA, 600	P-30741	
Enough parts to rebuild 3 gripper bars.		
Consists of key #'s: <b>C</b> (qty. 12), <b>D</b> (qty. 12), <b>E</b> (qty. 12), <b>G</b> (qty. 3), <b>H</b> (qty. 3), <b>J</b> (qty. 6), <b>K</b> (qty. 6), P-551040 Lever assy. (qty. 3).		
H-800	P-30743	
Enough parts to rebuild 1 gripper bar.		
Consists of key #'s: <b>C</b> (qty. 8), <b>D</b> (qty. 8), <b>E</b> (qty. 8), <b>F</b> (qty. 1) <b>G</b> (qty. 2), <b>H</b> (qty. 2), <b>J</b> (qty. 1), <b>K</b> (qty. 3), P-551040 Lever assy. (qty. 1).		

<b>GRIPPER BAR ASSEMBLY</b>		
Complete 700CD	P-770990	
(A) Anvil	P-771090	
(B) Shaft	P-771060	
(C) Screw	P-2107	
(D) Gripper finger (use 7)	P-661020	
(E) Set screw (use 3)	P-2506	
(F) Collar	P-6728	
(G) Gripper spring (on operators side use 1)	P-551081	
(H) Gripper spring (on non-operators side use 1)	P-771080	
** Lever assembly (consists of items (I) - (P))	P-551040	
(I) Gripper operating lever	P-551041	
(J) Screw	P-2107	
(K) Lockwasher	P-2701	
(L) Nut	P-2602	
(M) Lockwasher	P-631	
(N) Washer	P-2729	
(O) Ball bearing	P-1803	
(P) Shoulder screw	P-8160	
<b>GRIPPER BAR REPAIR KIT</b>		
H-700	P-30742	
Enough parts to rebuild 1 gripper bar.		
Consists of key #'s: <b>C</b> (qty. 1), <b>D</b> (qty. 7), <b>E</b> (qty. 3), <b>F</b> (qty. 3), <b>G</b> (qty. 1), <b>H</b> (qty. 1), <b>K</b> (qty. 3), P-551040 Lever assy. (qty. 1).		

		PART #
<b>GRIPPER FINGER</b>		P-551000
<b>GRIPPER FINGER (with pin)</b>		P-801024
<b>GRIPPER FINGER (w/o pin)</b>		P-801025
<b>CHAINS</b>		
-500, 600, 800	P-8937	
-700 (delivery-set of 2)	P-8936	
-(side jogger 1 only)	P-8908	
<b>GRIPPER CHAIN</b>		
-601, 602CD/QT (1 only)	P-8958	
-RS34, VS34, H234	P-8995	
<b>CHAIN JOINT ASSEMBLY</b>		
-Carrier link	P-5345	
<b>CLEAN UP BLADES</b>		
500,600,660/62/65 . . .12-5/8 x 1-3/4 — (9) [R]	P-30214	
800 SX/DX . . . . .21-3/16 x 1-3/16 — (14) [R]	P-30215	
611, 612 . . . . .13-5/16 x 1-3/4 — (9) [R]	P-30204	
660 2nd. head . . . . .12-3/8 x 1-1/2 — (8) [SR]	P-30213	
500 2nd. head . . . . .12-5/8 x 1-9/16 — (9) [SR]	P-30306	
700 1st. head . . . . .19-1/4 x 1-7/8 — (13) [R]	P-30248	
700 2nd. head . . . . .18-31/32 x 1-9/16 — (13) [SR]	P-30223	
880 2nd. head . . . . .21-3/16 x 1-19/32 — (14) [SR]	P-30206	
RS, VS34 . . . . .13-7/8 x 1-5/16 — (5) [SR]	P-31300	
VS, RS34, H234 . . . .14-1/16 x 1-5/8 — (5) [SR]	P-31306	
C248 . . . . .20-1/4 x 1-13/16 — (14) [SR]	P-30250	
*** Numbers in ( ) indicate number of holes or slots on blade.		
*** Letters in [ ] indicate Plastic, Rubber, or Steel and Rubber blade material.		

<b>DELIVERY STRIPPER FINGER</b>		
700	P-772282	
<b>STRIPPER FINGER</b>		
800	P-802281	
<b>STRIPPER FINGER ASSEMBLY</b> For chain delivery		
Complete	P-552280	
(A) Stripper only	P-552281	
(B) Block only	P-2482423	
(C) Screw	P-2407	
(D) Washer	P-2701	
<b>PAPER STRIPPER ASSEMBLY - For Hamada C248</b>		
Complete	P-2482280C	
(A) Bracket	P-2482423	
(B) Screw	P-2408	
(C) Screw	P-2407	
(D) Plate	P-2482420	
(E) Paper stripper	P-2482281C	
(F) Lockwasher	P-2701	
<p>*** Eliminate costly downtime with your own emergency kit for your model press.                      (Master Kit does not include spring kit)</p> <p><b>REPAIR KITS FOR HAMADA</b></p>		
Master kit	P-30376 - 513 pcs.	
Junior kit	P-31138 - 234 pcs.	
-Pin kit	P-30375 - 168 pcs.	
-Ring kit	P-30374 - 104 pcs.	
-Nut kit	P-30373 - 38 pcs.	
-Washer kit	P-30372 - 68 pcs.	
-Screw kit	P-30371 - 132 pcs.	
-Spring kit	P-31127 - 48 pcs.	